



EQT | EXETER



# 3810 Shutterfly Road

Charlotte, North Carolina

Building Size: 108,800 SF | 28,800 SF of Industrial Space Available

VISIT [EQTEXETER.COM](https://eqtexeter.com)

# 3810 Shutterfly Road

Charlotte, North Carolina

Building Size: 108,800 SF | Building Availability: 28,800 SF

## Building Specifications

- Industrial space available
- 108,800 SF total building size
- 28,800 SF available size
- 3,238 SF total office
- End cap location
- 2.33 / 1,000 SF parking ratio
- 3 dock-high doors (9' x 10') w/ edge of dock levelers
- 18' clear height
- 1 HVLS air-exchange fan
- 2 office restrooms and 1 warehouse restroom



# 3810 Shutterfly Road

Charlotte, North Carolina


Building Size: 108,800 SF | Building Availability: 28,800 SF



# 3810 Shutterfly Road

Charlotte, North Carolina

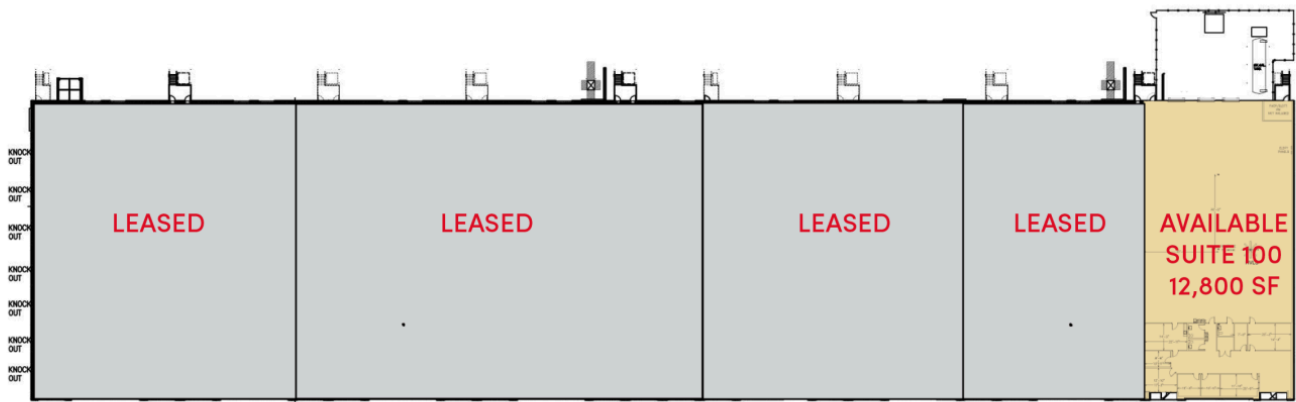
Building Size: 108,800 SF | Building Availability: 28,800 SF



# 3810 Shutterfly Road

Charlotte, North Carolina

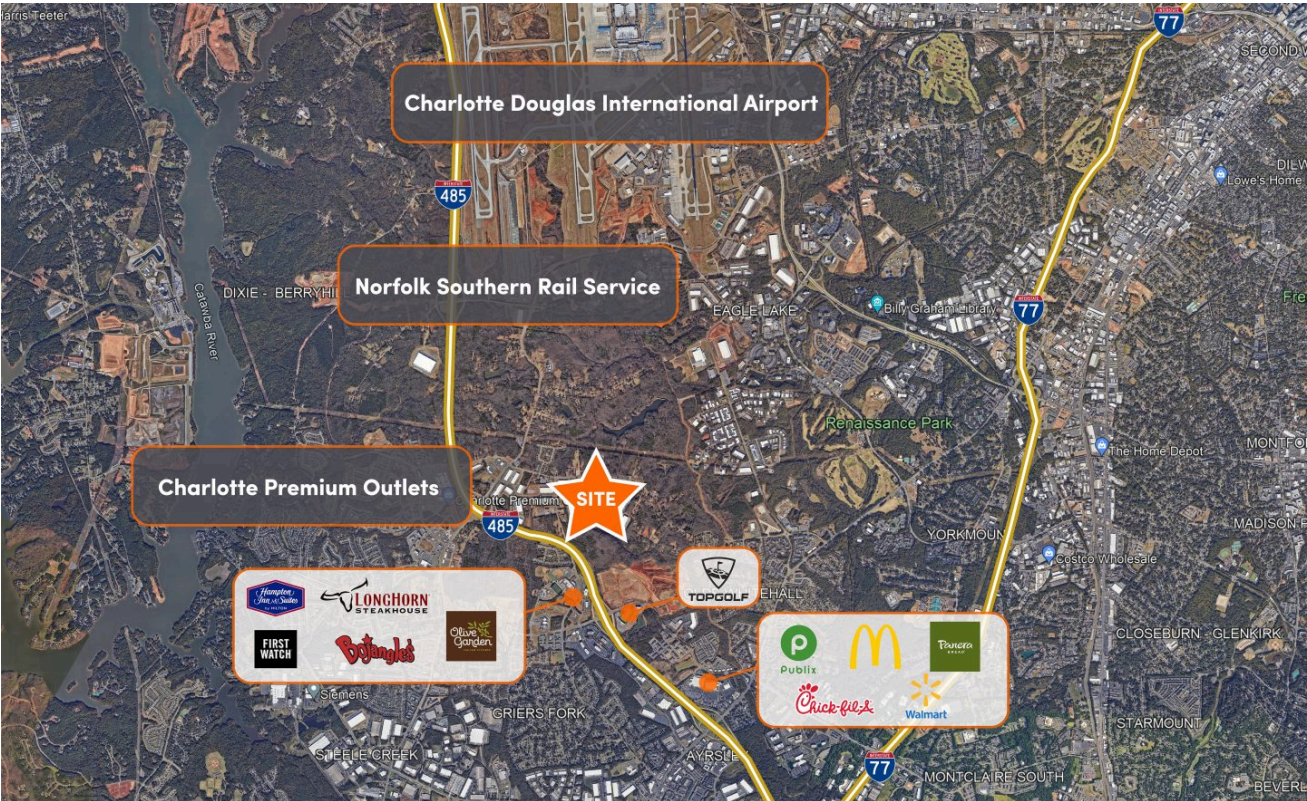
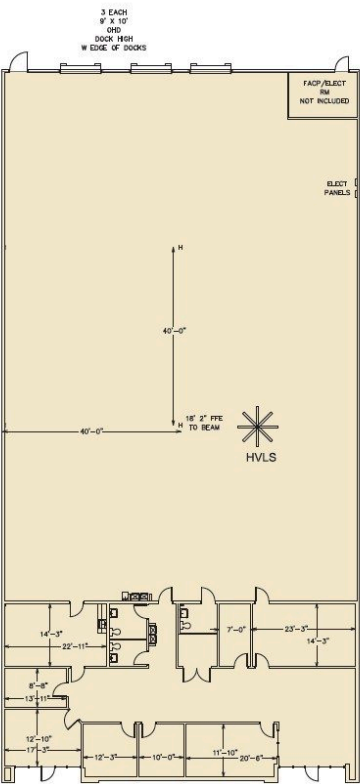
Building Size: 108,800 SF | Building Availability: 28,800 SF



# 3810 Shutterfly Road

Charlotte, North Carolina

Building Size: 108,800 SF | Building Availability: 28,800 SF

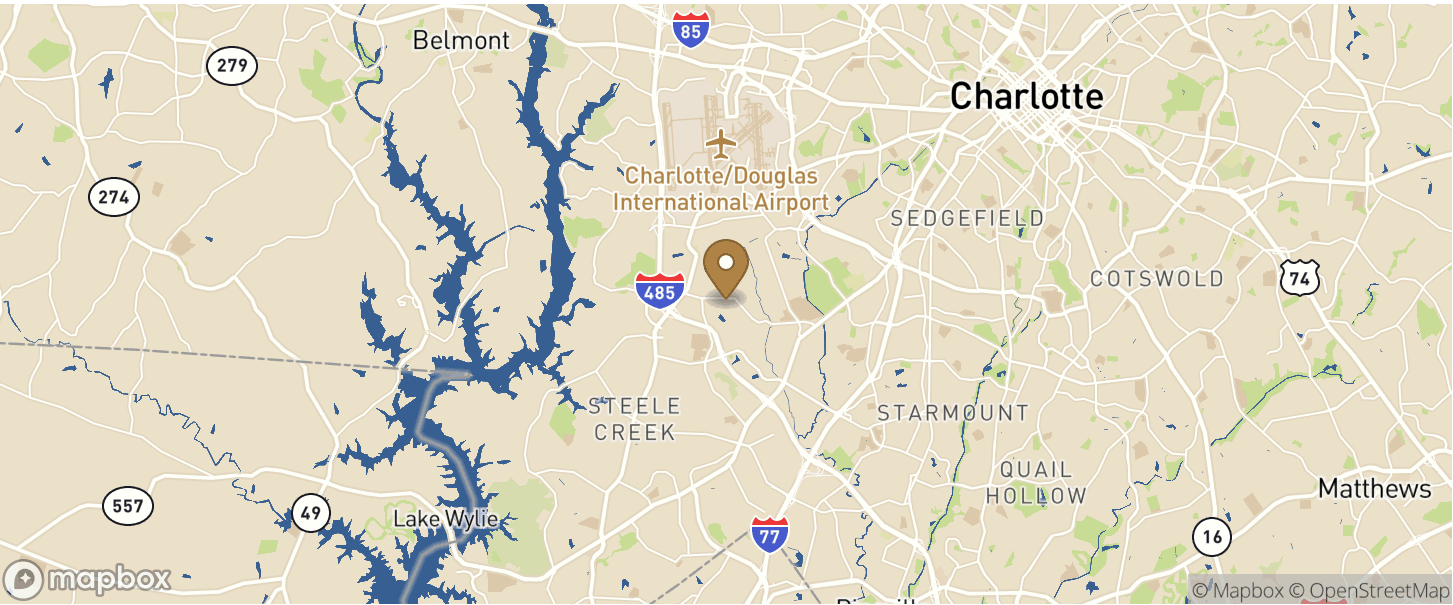


# 3810 Shutterfly Road

Charlotte, North Carolina

Building Size: 108,800 SF | Building Availability: 28,800 SF

## Location



## Population

WITHIN 10 MILES

Total Population	586,186
Total Labor Force	504,020
Unemployment Rate	2.06%
Median Household Income	76,393
Warehouse Employees	7,385
High School Education Or Higher	66.59%