



EQT | EXETER



5625 Enterprise Drive

McCordsville, Indiana

Building Size: 955,371 SF | 955,371 SF of Industrial Space Available

VISIT EQTEXETER.COM

5625 Enterprise Drive

McCordsville, Indiana

Building Size: 955,371 SF | Building Availability: 955,371 SF

Building Specifications

- Industrial space available
- 955,371 SF total building size
- 955,371 SF available size
- 10 year Real Estate Tax Abatement Approved
- 3,100 SF of office space
- 40' clear height
- 50' x 54' column spacing
- 8" unreinforced concrete floor load
- 190' truck court depth
- Cross-Dock loading
- 206 dock doors
- 4 drive-in doors
- 438 car parking spaces
- 281 trailer parking spaces
- LED with motion sensors lighting
- ESFR sprinkler system



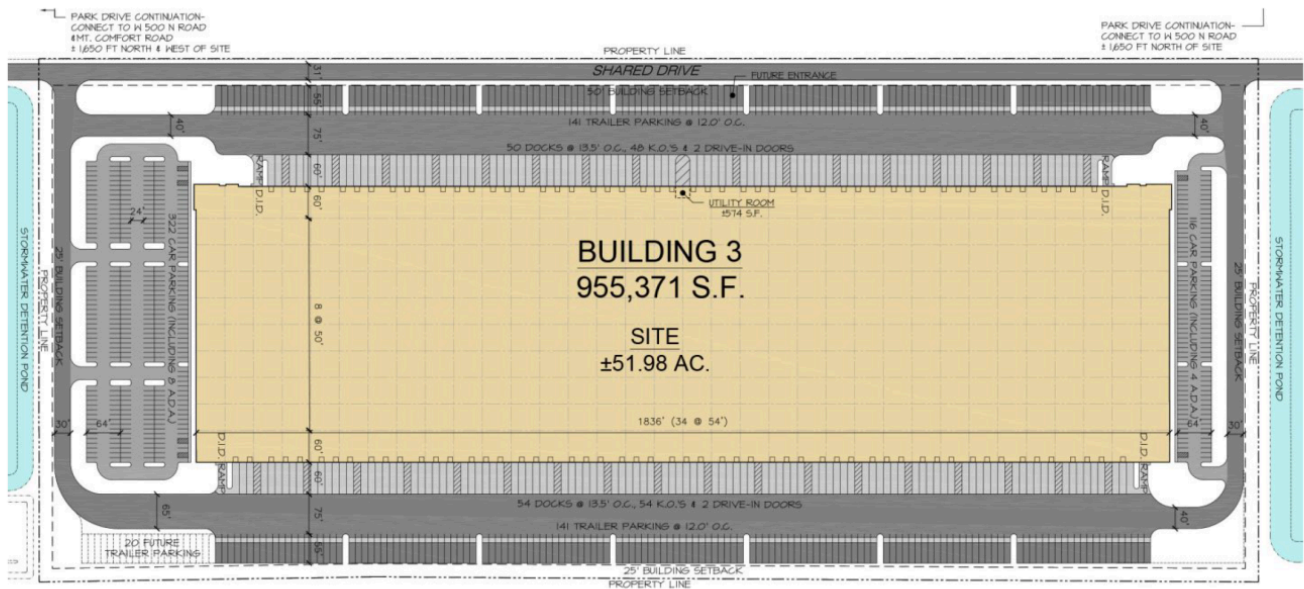
Additional Information

- Located in the heart of Greater Indianapolis Logistics corridor with immediate proximity to the following:
 - 2nd Largest FedEx Hub
 - UPS Ground Hub
- Easy access to I-70 / I-465 / I-65 / I-69 / I-74 and only 20 miles to Indianapolis International Airport
- Within 1-day drive of 50% of the U.S and Canadian populations
- 1.5-day drive of 75% of the U.S and Canadian populations

5625 Enterprise Drive

McCordsville, Indiana

Building Size: 955,371 SF | Building Availability: 955,371 SF



5625 Enterprise Drive

McCordsville, Indiana

Building Size: 955,371 SF | Building Availability: 955,371 SF



5625 Enterprise Drive

McCordsville, Indiana


Building Size: 955,371 SF | Building Availability: 955,371 SF



5625 Enterprise Drive

McCordsville, Indiana

Building Size: 955,371 SF | Building Availability: 955,371 SF

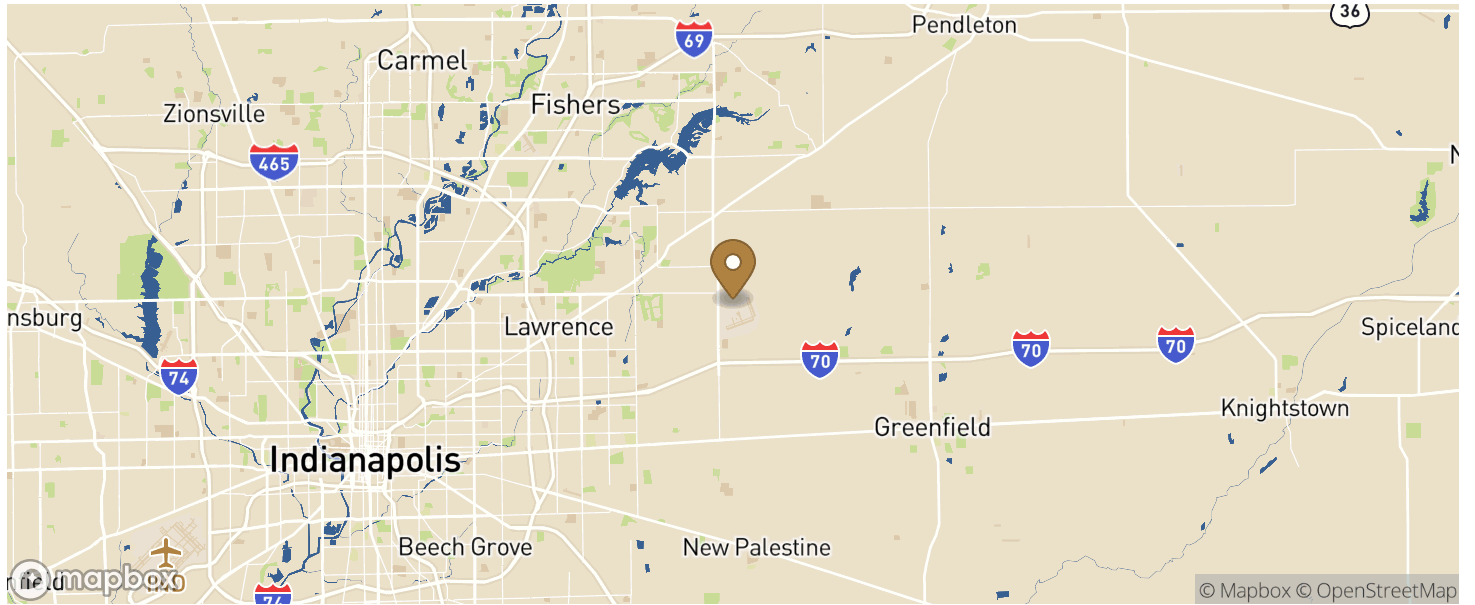


5625 Enterprise Drive

McCordsville, Indiana

Building Size: 955,371 SF | Building Availability: 955,371 SF

Location



Population

WITHIN 10 MILES

Total Population	373,632
Total Labor Force	186,330
Unemployment Rate	1.46%
Median Household Income	66,080
Warehouse Employees	1,945
High School Education Or Higher	65.34%