



BUILDING SIZE ±172,640 SF | **AVAILABILITY** 97,092 SF


5356 Georgia Highway 85

Forest Park, GA 30297

Available Immediately



PROPERTY OVERVIEW



PROPERTY/VACANCY SPECIFICATIONS

Building SF: ±172,640 SF

Available SF: 97,092 SF

Building Dimensions: 1,000' x 170'

Suite 400 Office SF: 5,419 SF (5%)

Clear Height: Sloping 25' - 23'

Column Spacing: 40' x 40'

Sprinkler System: 100% Wet

Lighting: T-5 & LED

Power: 3 Phase, 1200 Amp Service

Roof: Ballasted EPDM

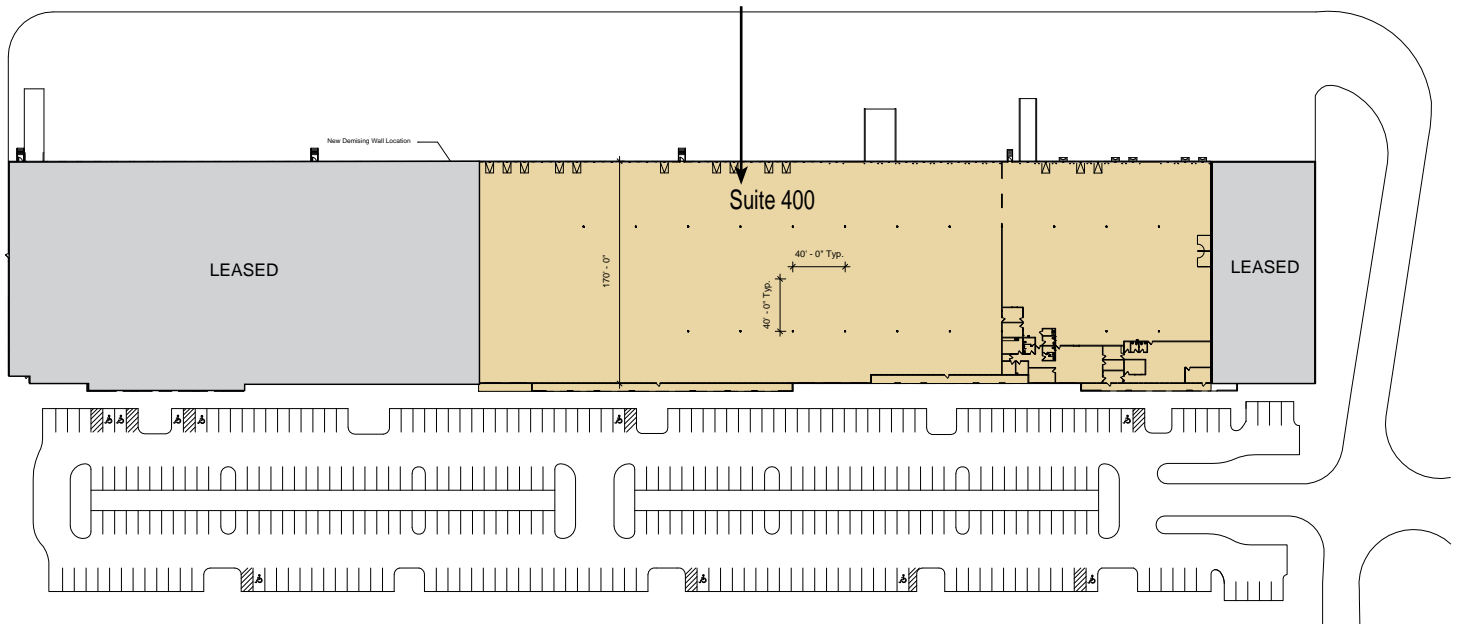
Suite 400 Dock High Doors: (38) Dock Doors. (5) Edge of Dock Levelers & (13) Pit Levelers

Suite 400 Drive-In Doors: (3) Doors with (2) Concrete Ramps

Truck Court: 115'

SITE PLAN

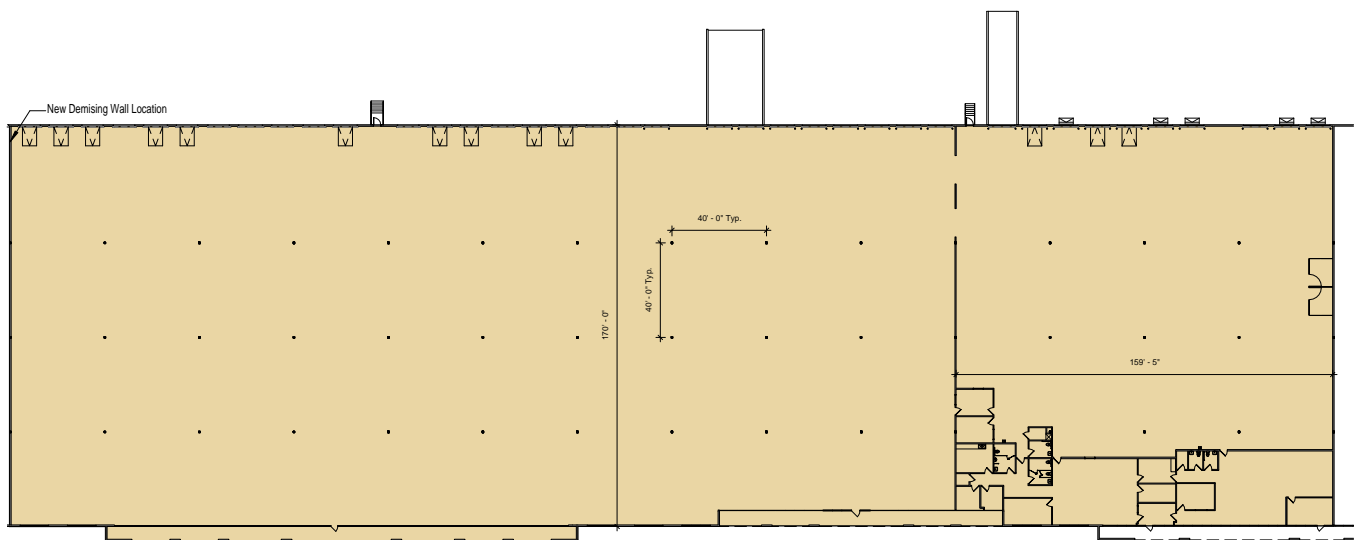
AVAILABLE SF
97,092 SF



SUITE 400

SUITE SF: 97,092

OFFICE SF: 5,419 (5%)



ACCESS & LOCATION



DISTANCES:

- » I-75: ±0.9 miles / 3 min
- » I-285: ±2 miles / 4 min
- » Hartsfield-Jackson Atlanta International Airport: ±2.9 miles / 7 min
- » Downtown Atlanta: ±10 miles / 12 min